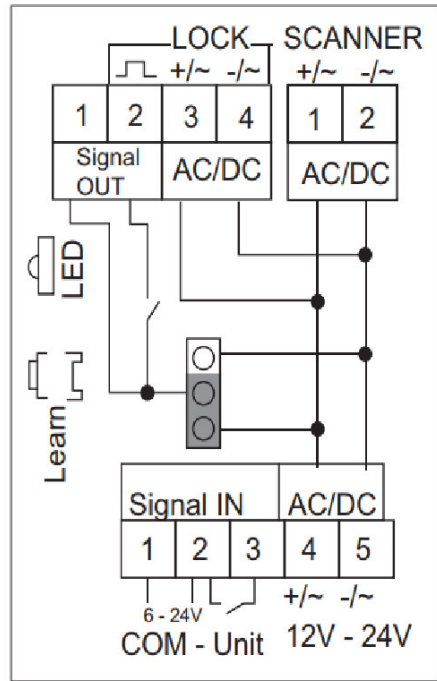


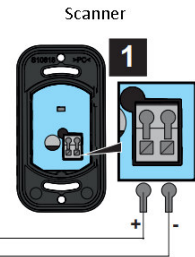
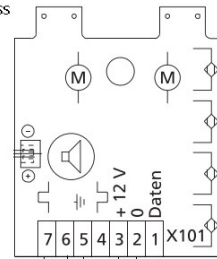
Schaltplan



Potentialfrei

Potentialbehaftet
6-24V

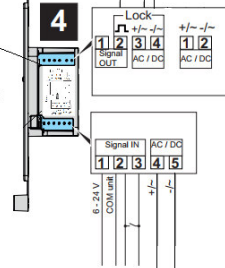
2 Motorschloss



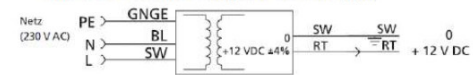
Stößelkontakt

3

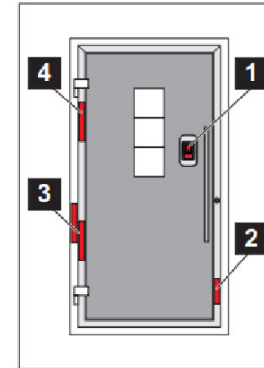
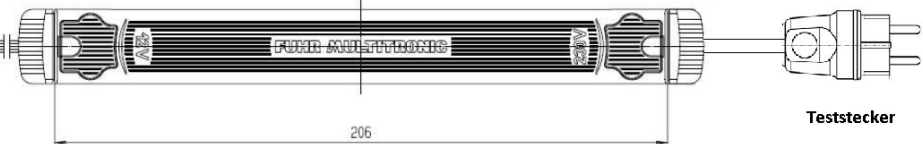
Steuerung



Versorgungsspannung über Schaltnetzteil
min. 12 V DC (Restwelligkeit < 250 mVpp)



12 V DC



1	Scanner
2	Motorschloss
3	Stößelkontakt
4	Steuerung (Funkempfänger)